



## H60

### TECHNICAL DATA

Max crimping dia (mm) <sup>1)</sup>	124
Max crimping dia (inch) <sup>1)</sup>	4.88
Max crimping force (kN)	2600
Max crimping force (tonnage)	260
Cycle time 10 mm <sup>2)</sup>	5.8
Hose size ID (inch)	4
Die set series	32/140
Max opening (mm) <sup>3)</sup>	+60
Max opening without dies (mm)	200
Master die D/L (mm)	140/120
Master die D/L (inch)	5.52-4.73
Motor Power (kW/HP)	4.0/ 5.5
Oil tank volume	50 L

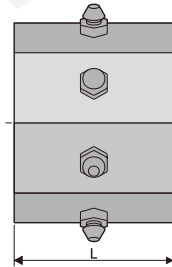
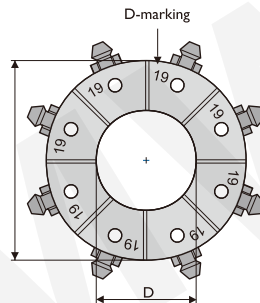
### DIMENSIONS (LxWxH)

Machine (mm)	840x600x1390
Machine (inch)	33.1x23.6x54.7
Packaged (mm)	1040x740x1480
Packaged (inch)	40.9x29.1x58.3

### WEIGHT

Machine (kg/lbs)	510/1124
Packaged (kg/lbs)	548/1208

\* ACCORDING TO THE FITTING.



- 1) With standard dies. Crimping range can be increased with special dies.
- 2) Theoretical with 10 mm cycle.
- 3) Maximum opening is the total die travel. Add this value to the minimum crimping diameter of the die set used. The result is the maximum opening of the machine with die set in place.

### FEATURES

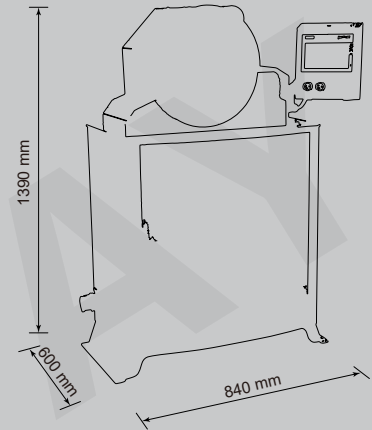
- Up to 4" Industrial Hose
- No axial movement!
- Production Crimper
- SIEMENS Touch Screen
- Quick Change tool and die rack

### OPTIONS

- Mirror
- Tool Base
- Die rack
- QuickChange-tool

### CONTROL

Digital /SIEMENS TOUCH



### DIE SET 140-SERIES

DieSetNo	D (mm)	L (mm)	Crimp. range (mm)
18860/84	84	110	84.0-92.0
18860/92	92	110	92.0-100.0
18860/100	100	110	100.0-108.0
18860/108	108	110	108.0-116.0
18860/116	116	110	116.0-124.0

### DIE SET 32-SERIES

DieSetNo	D (mm)	L (mm)	Crimp. range (mm)
*18506/10	10	55	10.0-12.0
*18506/12	12	55	12.0-14.0
18506/14	14	55	14.0-16.0
18506/16	16	55	16.0-19.0
18506/19	19	55	19.0-22.0
18506/22	22	70	22.0-26.0
18506/26	26	70	26.0-30.0
18506/30	30	70	30.0-34.0
18506/34	34	75	34.0-39.0
18506/39	39	75	39.0-45.0
18506/45	45	90	45.0-51.0
18506/51	51	90	51.0-57.0
18506/57	57	100	57.0-63.0
18506/63	63	110	63.0-69.0
18506/69	69	110	69.0-75.0
*18506/74	74	110	74.0-80.0
*18506/78	78	110	78.0-87.0

\* Optional die sets at additional cost